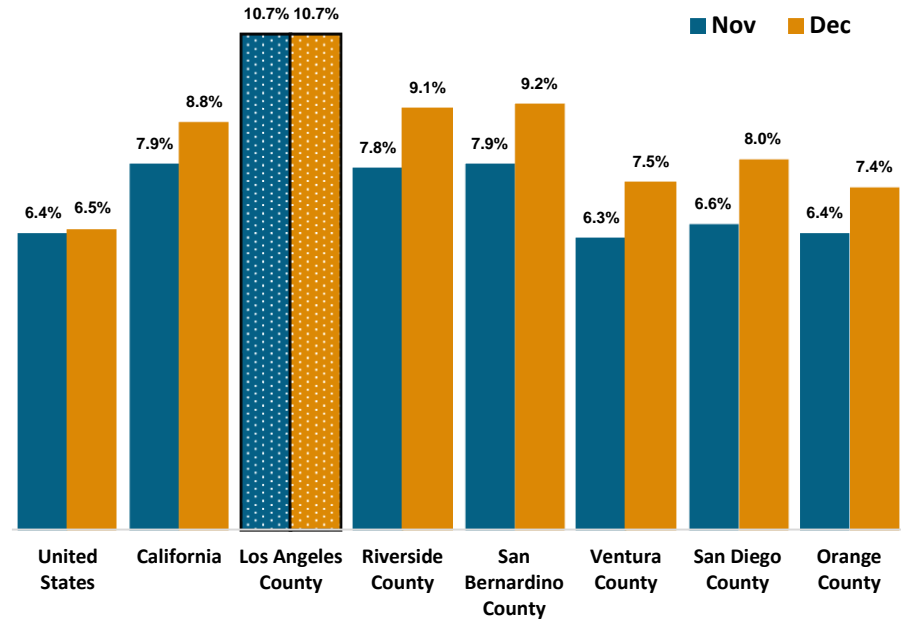


December Industry Sectors Ranked by Employment Size¹



Unemployment Rate (%)²



Online Job Advertisements – December 2020 Help Wanted OnLine³

Top Employers

- Anthem Blue Cross – 5,761
- Northrup Grumman – 1,088
- Allied Universal – 1,073
- UCLA – 1,050
- Amazon – 940
- Cedar-Sinai – 873
- Raytheon – 859
- USC – 696
- IBM – 608
- City of Hope – 601

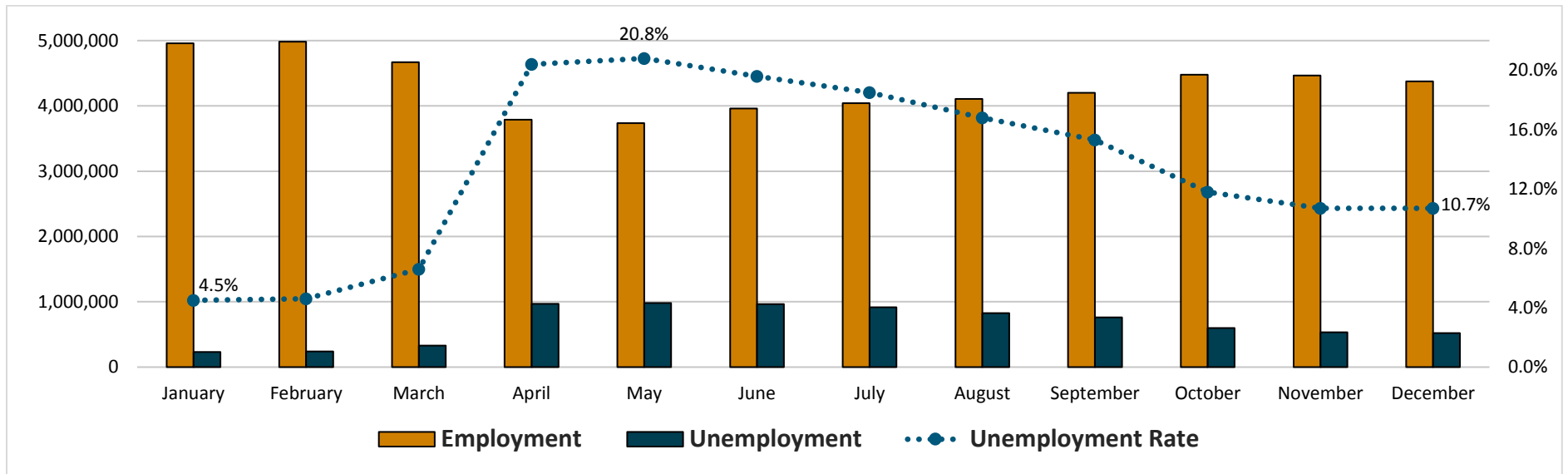
Top Occupations

- Registered Nurses – 5,120
- Sales Representatives, Wholesale and Mfg. – 4,621
- Retail Salesperson – 4,206
- Managers, All Others – 3,905
- Computer Occupations, All Other – 3,446
- Customer Service Representatives – 3,405
- First-Line Supervisors of Retail Sales Worker – 2,556
- Laborers and Freight and Material Movers, Hand – 2,464
- Software Developers, Applications – 2,414
- Security Guards – 2,369

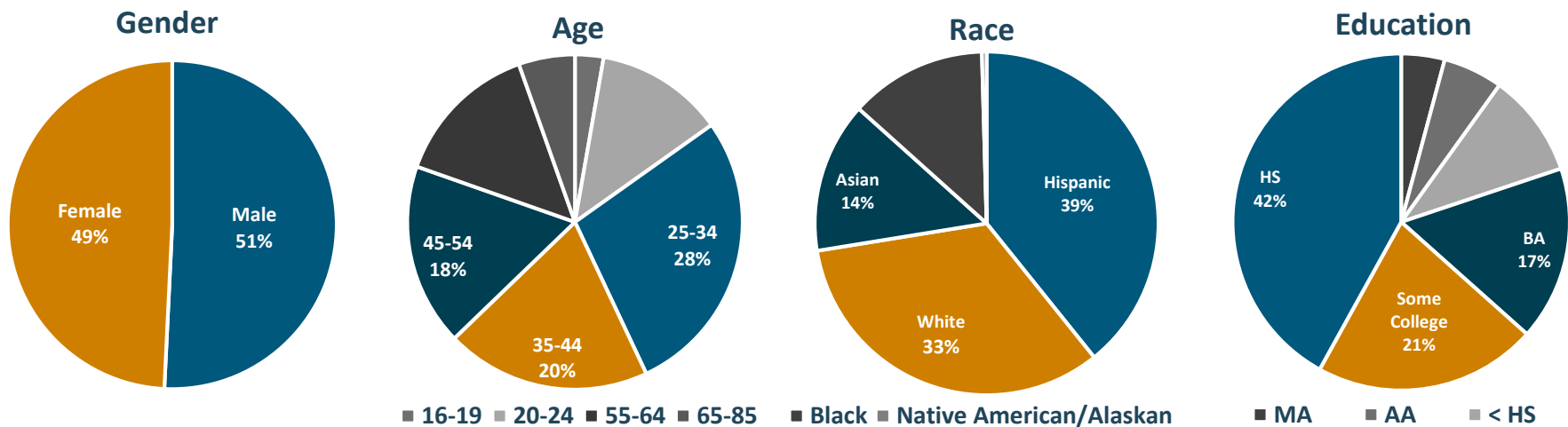
Top Cities

- Los Angeles – 61,511
- Long Beach – 6,375
- Torrance – 3,920
- Santa Monica – 3,512
- Pasadena – 3,421
- Glendale – 3,411
- El Segundo – 3,038
- Burbank – 2,771
- Santa Clarita – 2,736
- Culver City – 1,950

Employment: January 2020 – December 2020⁴



2020 Total Initial Weekly Unemployment Insurance (UI) Claims by Demographic Characteristics⁵



Please note all demographic characteristics are self reported. Percentages are taken from total claims processed, excluding non-respondents. Initial UI claims include: new, transitional and additional UI claims.

Sources: ¹ Current Employment Statistics (December 2020), ² Local Area Unemployment Statistics (December 2020), ³ Conference Board; Help Wanted Online (December 2020), ⁴ Local Area Unemployment Statistics, ⁵ Employment Development Department, Labor Market Information Division (1/5/20-1/9/21)